



GLW760 IP LED WASH



Product parameters

Optical system

Source: 7x 60W RGBW LED

Lamp life expectancy : 20,000h

Fixture output:7,300lm

Movement

Pan: infinite rotation(16 bit)

Tilt: infinite rotation (16 bit)

Auto X/Y repositioning

Color system

RGBW color mixing



Color temperature linear: 2700K to 8000K, Color temperature presets: 2700K, 3200K, 4300K, 5600K, 6500K, 8000K

Effects

Zoom range: 5.5 ° -59 ° (beam angle), 7.5 ° -74 ° (field angle)

Dimming: 0-100% linear dimming

Strobe: electronic, variable from 1-25Hz or pulse

Pixel control

GAMMA: 2.0, 2.2, 2.4, 2.6, 2.8, to fit different visual linearity requirements

Protection rating

IP65(IP66 optional)

Display

Battery operated for fast addressing, 15 seconds standby auto lock

Pan/tilt disengage (hold Left arrow and Right arrow buttons)

Software

Upgrade with DMX and USB as optional

Remote reset DMX address and fixture by DMX

Run time of fixture and light source

3 Control channel modes: 26/20/48CH

Control

Input signal isolation

Optional installed wireless receiver

Art-Net control

RDM protocol

Electric parameter

AC100-240V, 50/60Hz

Power: 700W

Dimension and weight

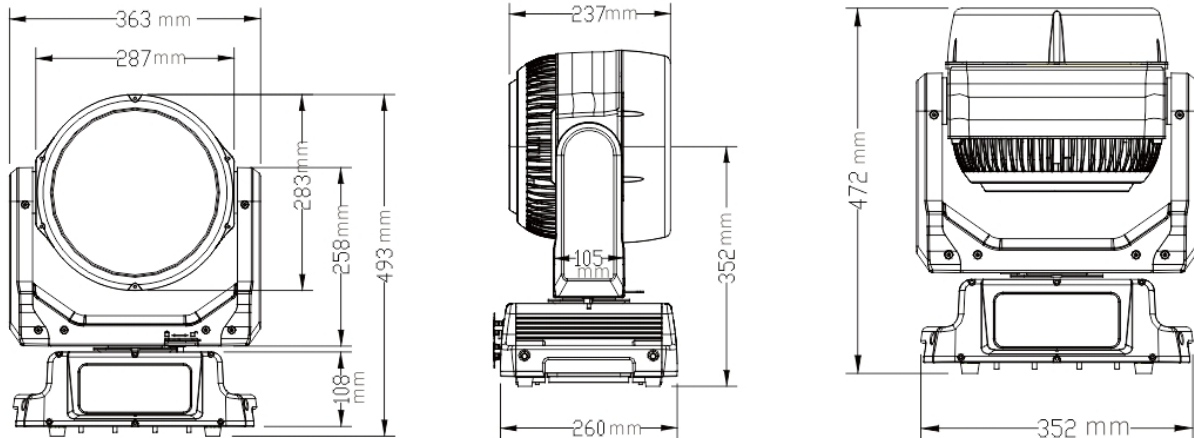


Product dimension: 363x260x493mm
Packing dimension (carton): 600x480x395mm
Net weight: 18.7 kg
Gross weight (carton): 22.6 kg

Colours/ Gobos

:
:
:

Dimensions

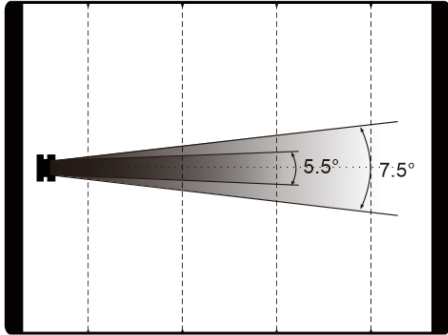


Photometrics



Min.Field angle 5.5°

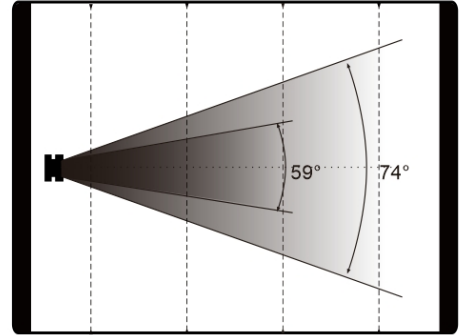
Red leds	2207	552	245	138
Green leds	5425	1356	603	339
Bule leds	1438	359	160	90
White leds	8544	2136	949	534
Full leds	17953	4488	1995	1122



Distance(m)	5	10	15	20
Diameter(m)	Φ 0.5	Φ 1	Φ 1.5	Φ 2

Max.Field angle 74°

Red leds	142	51	6	3
Green leds	358	129	14	8
Bule leds	92	33	4	2
White leds	542	195	22	12
Full leds	376	94	42	23



Distance(m)	5	10	15	20
Diameter(m)	Φ 5.6	Φ 11.2	Φ 16.8	Φ 22.4

Errors and omissions are possible. All specifications are subject for change without prior notice.