
GLW370Z LED WASH



Product parameters

Optical system

Source: 37 x 15W RGBW LED

Life span : >50,000h

Fixture output: 5,600lm

Movement

Pan: 540 ° /630 ° optional(16 bit)

Tilt: 270 ° (16 bit)

Auto X/Y repositioning

Color system

RGBW color mixing



Color temperature linear: 2700K to 8000K, Color temperature presets: 2700K, 3200K, 4300K, 5600K, 6500K, 8000K

Effects

Zoom range: 5 ° -70 °

Dimming: 0-100% linear dimming

Strobe: electronic, variable from 1-25Hz or pulse

Pixel Control

GAMMA: 2.0, 2.2, 2.4, 2.6, 2.8, to fit different visual linearity requirements

Refresh rate: 900Hz-25,000Hz

Protection rating

IP20

Display

Battery operated for fast addressing, 15 seconds standby auto lock

Pan/tilt disengage (hold MENU and ENTER button)

Software

Upgrade with DMX

Remote reset DMX address and fixture by DMX

Run time of fixture and light source

3 Control channel modes: 17/19/165CH

Control

Input signal isolation

Optional installed wireless receiver

Art-Net control

RDM protocol

Electric parameter

AC100-240V, 50/60Hz

Power: 600W



Dimension and weight

Product dimension: 49.9x33.1x59.4cm

Packing dimension (carton): 71.5x62.5x47.0cm

Net weight: 22.5kgs

Gross weight (carton): 28.5kgs

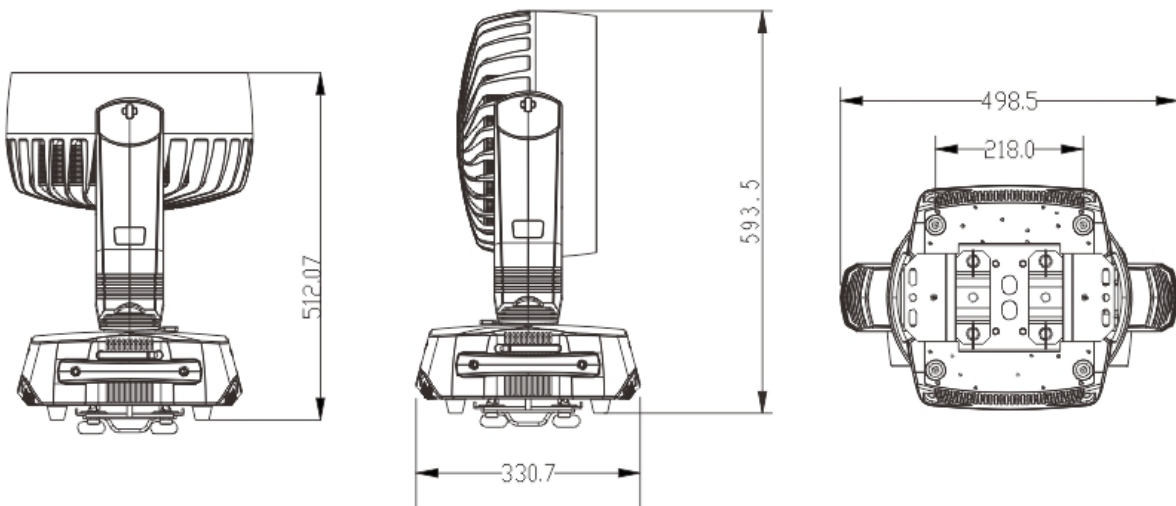
Colours/ Gobos

:

:

:

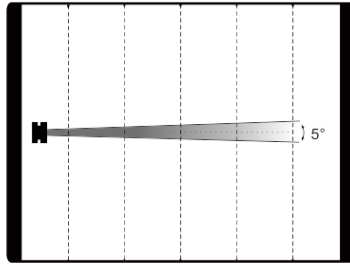
Dimensions



Photometrics

Intensity LUX(5°)

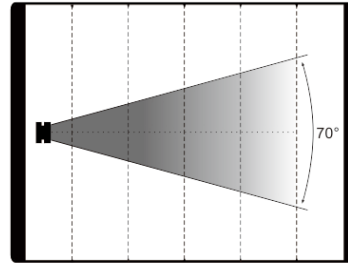
Red leds	6882	5010	1299	578	325
Green leds	15701	10481	2801	1245	700
Bule leds	3132	1260	321	143	80
White leds	21250	13510	3516	1563	879
Full leds	21583	8750	2161	961	540



Distance(m)	3	5	10	15	20
Diameter(m)	Φ0.3	Φ0.4	Φ0.9	Φ1.3	Φ1.7

Intensity LUX(70°)

Red leds	337	131	33	15	8
Green leds	817	320	87	39	22
Bule leds	96	38	10	4	2
White leds	1185	462	120	54	30
Full leds	1885	724	202	90	51



Distance(m)	3	5	10	15	20
Diameter(m)	Φ4.2	Φ7.0	Φ14.0	Φ21.0	Φ28.0

Errors and omissions are possible. All specifications are subject for change without prior notice.