



GL2P LED PROFILE



Product parameters

Optical system

Source: 270W White LED

Fixture CT: 7500K

Lamp life expectancy : 20,000h

CRI: 73

Fixture output: 11,300lm

Movement

Pan: 540 ° /630 ° optional(16 bit)

Tilt: 270 ° (16 bit)

Auto X/Y repositioning



Color system

CMY+CTO color mixing

1 Color wheel: 7 dichroic filters + open

Gobo system

1 Rotating gobo wheel: 7 interchangeable gobos + open. Gobo OD: 24mm

1 Static gobo wheel: 9 indexable gobos + open

Effects

Motorized focus

Zoom range: 8 ° -47 °

Auto focus

1 Rotating prism: 3 facet

Frost

4 individually positionable blades with $\pm 45^\circ$ rotation of the complete framing system

Iris

Dimming: 0-100% linear dimming

Strobe: electronic, variable from 1-25Hz or pulse

Protection rating

IP20

Display

Battery operated for fast addressing, 15 seconds standby auto lock

Pan/tilt disengage (hold Left arrow and Right arrow buttons)

Software

Upgrade with DMX or USB

Remote reset DMX address and fixture by DMX

Run time of fixture and light source

3 Control channel modes: 36/38/59CH

Control




Input signal isolation
Optional installed wireless receiver
Art-Net control
RDM protocol

Electric parameter
AC100-240V, 50/60Hz
Power: 470W

Dimension and weight
Product dimension: 454x312x660mm
Packing dimension (carton): 790x565x445mm
Net weight: 28.1kg
Gross weight (carton): 33.5kg

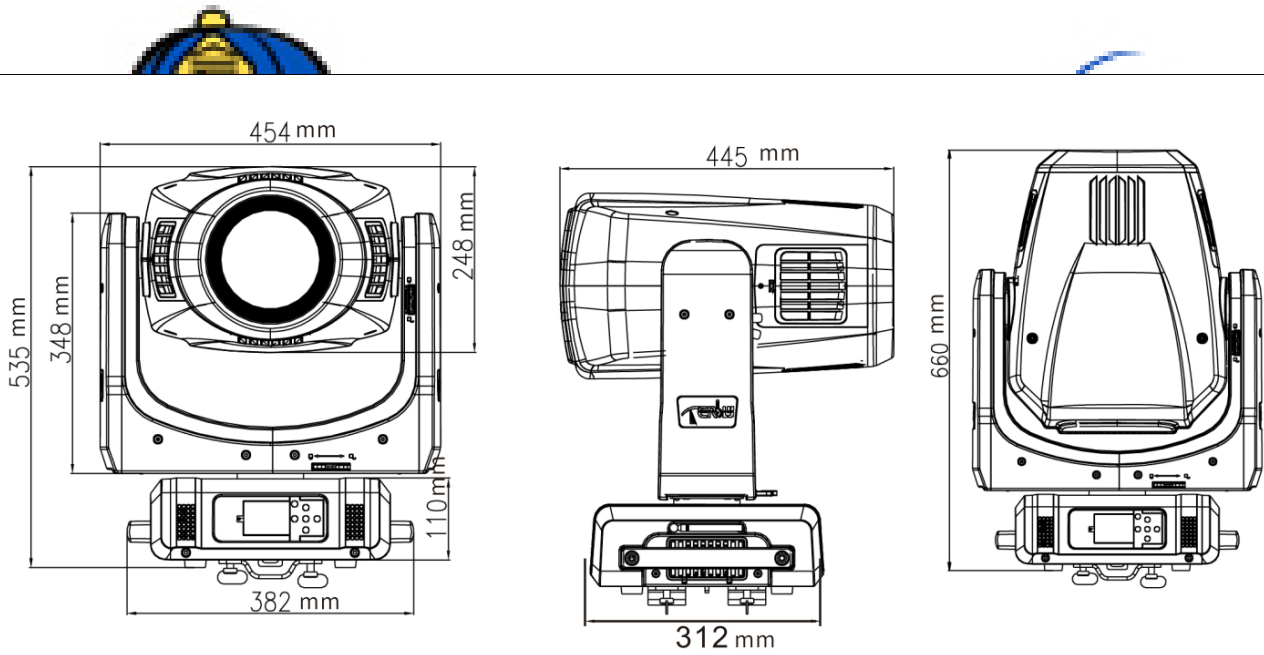
Colours/ Gobos

COLOR WHEEL: 

ROTATING GOBO WHEEL: 

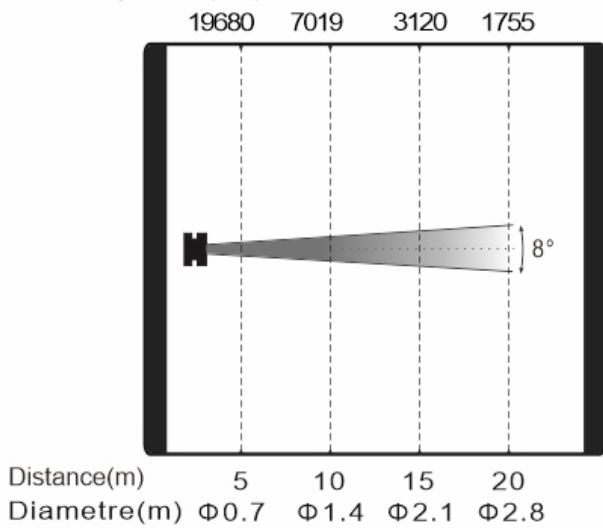
STATIC GOBO WHEEL: 

Dimensions

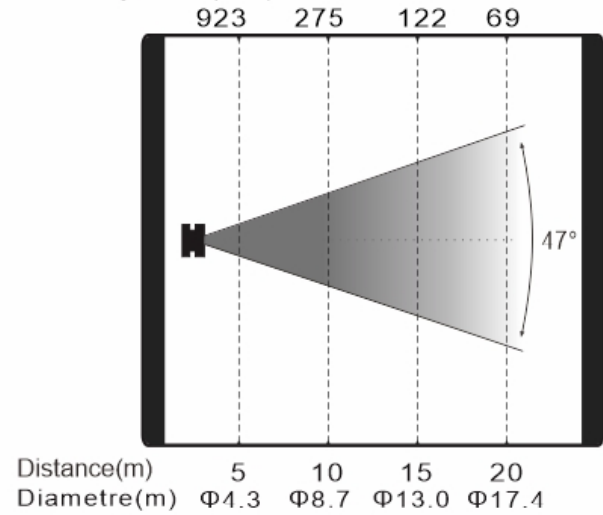


Photometrics

Intensity LUX (8°)



Intensity LUX (47°)



Errors and omissions are possible. All specifications are subject for change without prior notice.