

G12WB BEAM & WASH



Product parameters

OPTICS

Source: Philips Platinum 20R, 470W

CT: 8000K

Lamp life expectancy: 1500H

MOVEMENT

Pan movement: 540 ° /630 ° optional (16 bit)

Tilt movement: 270 ° (16 bit)

Advanced motion system:auto repositioning, fast,quiet and smooth

COLORS

CMY color mixing

CTO linear 2700K-8000K

1 Color wheel: 10dichroic filters +open

GOBOS

1 Rotating gobo wheel:

8 interchangeable+open

1 Static gobo wheel: 12indexable+ open

FEATURES

Rotating prisms: 5 facet circular prism and beam shaper

Focus

Iris

Shutter: mechanical, variable from 1-25Hz or random

Dimming: 0-100% linear dimming

Frost: 0% - 100%, light frost, heavy frost, light and heavy frost can be morphed

Motorized zoom range: beam mode: 2.5 ° -30 °

light wash mode 3.5 ° -35 °

heavy wash mode: 7.5 ° -50 °

DISPLAY

Battery operated for fast addressing

15 second standby auto lock

Pan/ Tilt disengage (hold MENU and ENTER button)

SOFTWARE

Upgrades: fast and convenient using uploader over DMX

Remote reset DMX address, lamp control, fixture reset, sound control by DMX

Run time of lamp and fixture

3 Control channel modes: 24/22/34 channels

OTHER SPEC

Input signal isolation

Auto thermal protection circuit

Optional installed wireless receiver

Optional ArtNET control
RDM compatible

POWER
AC100-240V,50/60HZ

DIMENSION AND WEIGHT
Packing Dimension: 65x60x92.5cm
Net Weight: 30kgs
Gross Weight:69.5kgs(flightcase)

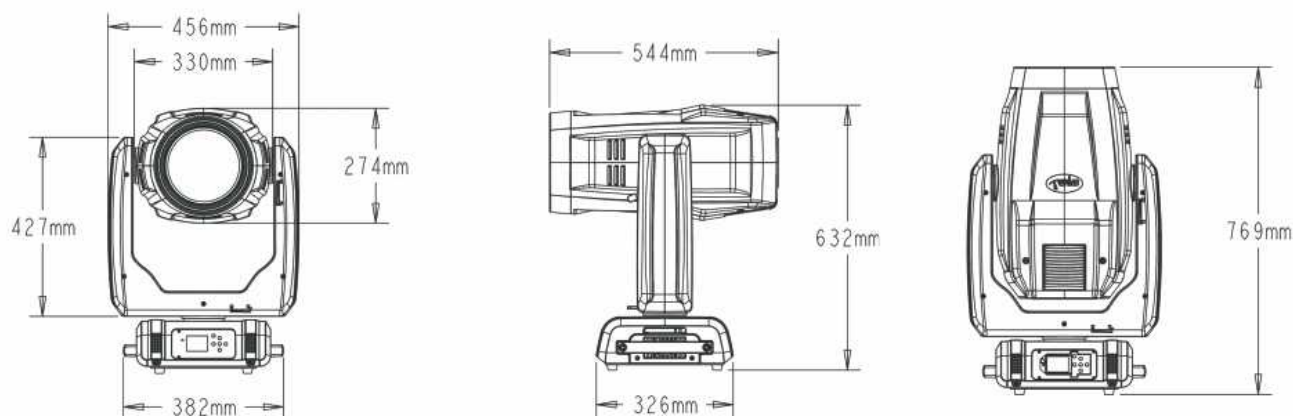
Colours/ Gobos

:

:

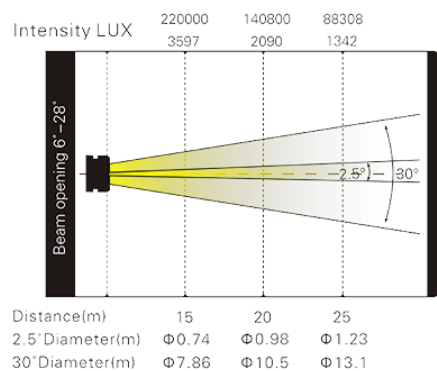
:

Dimensions

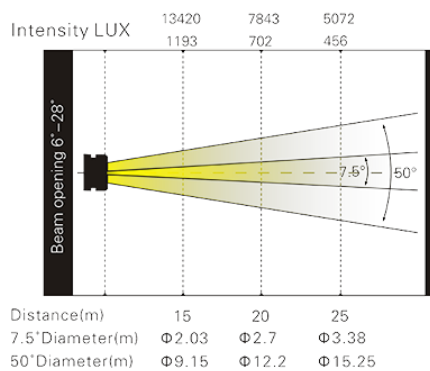


Photometrics

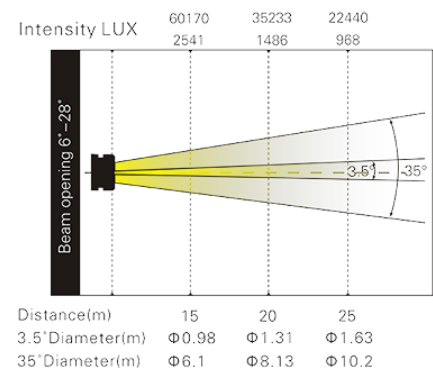
BEAM MODE



HEAVY WASH



LIGHT WASH



Errors and omissions are possible. All specifications are subject to change without prior notice.