



## V1500TW-ER WASH



### Product parameters

#### OPTICS

Source: Philips MSR GOLD 1510 SA/DE

CT:6000 K

Life: 750H

#### MOVEMENT

Pan movement: 540 ° /630 ° optional (16 bit )

Tilt movement: 270 ° (16 bit )

Advanced moving system: fast, stable and quiet, auto X-Y repositioning

#### COLORS

CMY color mixing



---

CTO linear 2700 -6500K

1 Color wheel: 8 dichroic filters +open, indexable, rainbow effect

## FEATURES

Shutter: variable from 1-25 flashes or random strobe

Dimmer: 0-100% linear dimming

Motorized zoom range: 10 ° -50 °

## DISPLAY

Battery operated for fast addressing

15 seconds standby auto lock

Pan/Tilt disengage (hold MENU and ENTER button)

## SOFTWARE

7 pre-installed programs for selection

Upgrades: fast and convenient using uploader over DMX

Remote reset DMX address, lamp control, fixture reset, sound control by DMX

Running time of lamp and fixture

3 Control channel modes: 16/14/23 channels

## OTHER SPEC

Input signal isolation

Auto thermal protection circuit

Build-in wireless receiver

## POWER

AC100-240V, 50/60HZ

## DIMENSIONS AND WEIGHT


Packing Dimension: 60x45x54cm

Net Weight: 34kgs

Gross Weight: 37kgs



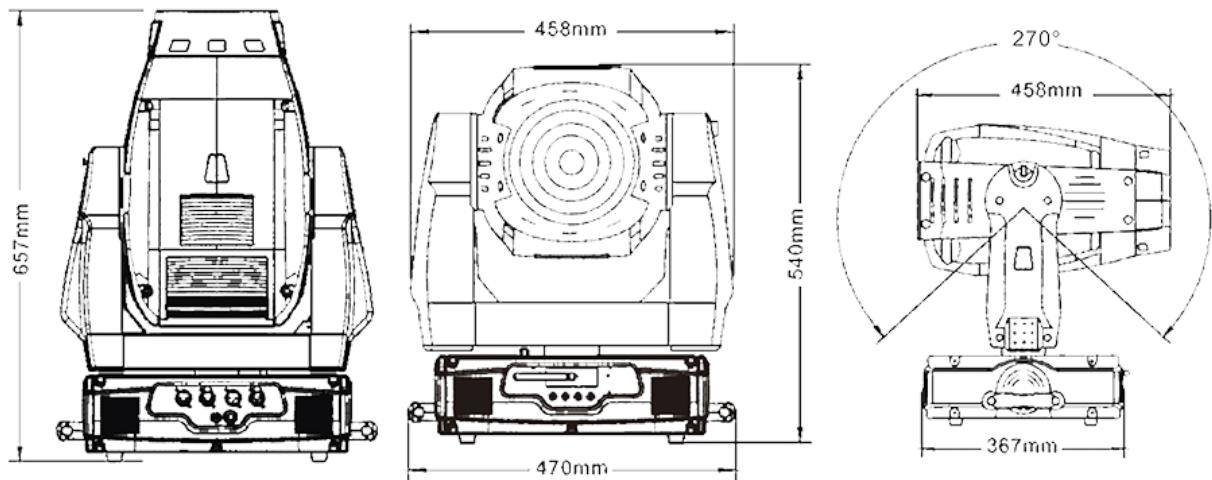
## Colours/ Gobos

COLOR WHEEL: 

:

:

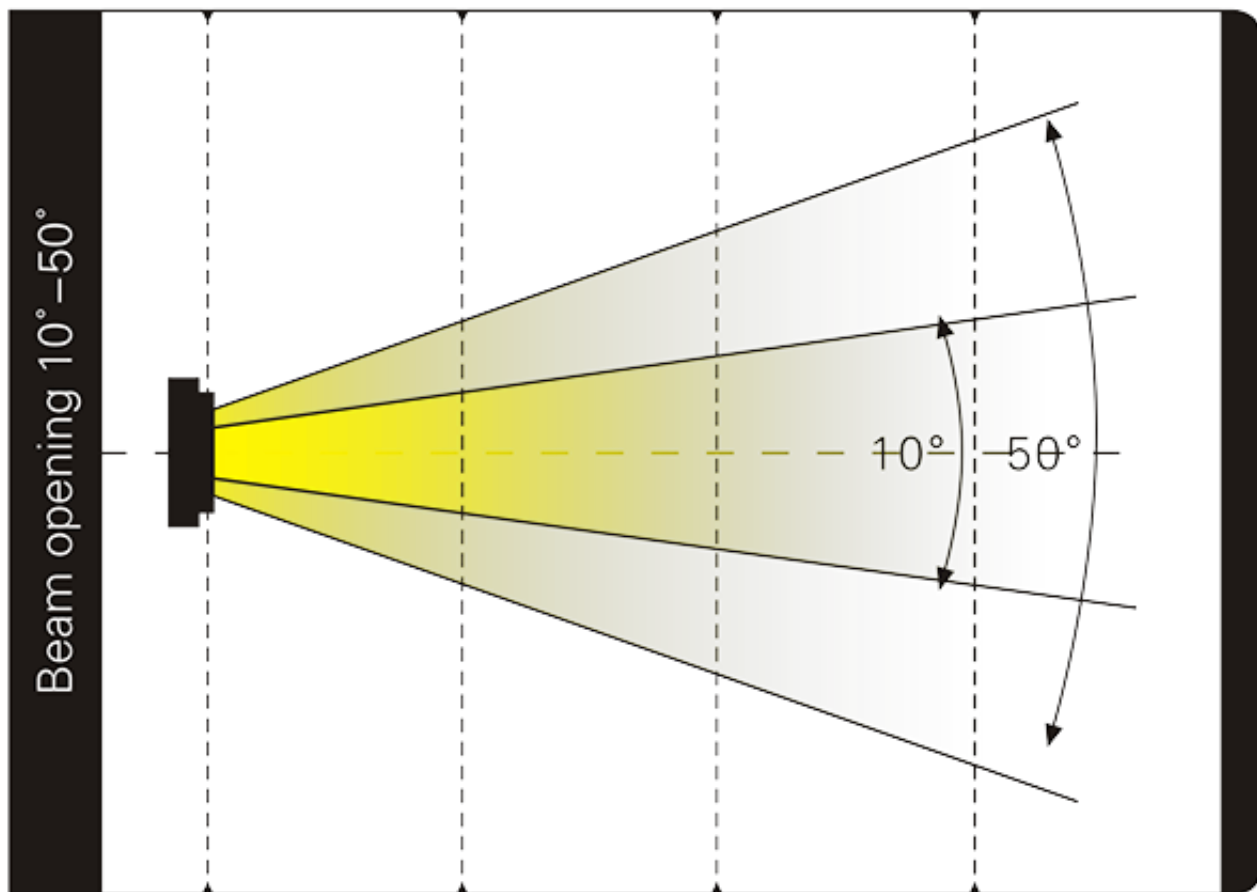
## Dimensions





## Photometrics

	8447	2172	1040
Intensity (LUX)	92803	23935	11228



Distance(m)	5.0	10	15
10°Diameter(m)	Φ0.87	Φ1.40	Φ2.60
50°Diameter(m)	Φ3.25	Φ6.50	Φ9.70

Errors and omissions are possible. All specifications are subject for change without prior notice.