



GL12W IP LED WASH (WITH FRAMING)



Product parameters

Optical system

Source: 1200W White LED

Fixture CT: 6500K

Lamp life expectancy : 30,000h

CRI: RA 70

Fixture output: 70,000lm

Movement

Pan: 540 ° /630 ° optional(16 bit)

Tilt: 270 ° (16 bit)

Auto X/Y repositioning



Color system

CMY+CTO color mixing

1 Color wheels: 6 dichroic filters + open

Gobo system

1 Rotating gobo wheel: 6 gobos+open

1 Animation wheels

Effects

Motorized focus

Zoom range: 4.5 ° -40 ° (beam angle), 6.5 ° -52 ° (field angle)

Auto focus

Frost

4 individually positionable blades with $\pm 45^\circ$ rotation of the complete framing system

Iris

Dimming: 0-100% linear dimming

Strobe: electronic with various speed

Protection rating

IP65

Display

LCD display

Software

Upgrade with DMX and USB as optional

Remote reset DMX address and fixture by DMX

Run time of fixture and light source

2 Control channel modes: 34/56 or 25/36CH

Control

Input signal isolation

Auto thermal protection circuit



Art-Net control
RDM protocol

Electric parameter
AC220-240V, 50/60Hz
Power: 1650W

Dimension and weight
Product dimension: 458x344x869mm
Net weight: 47.6kg

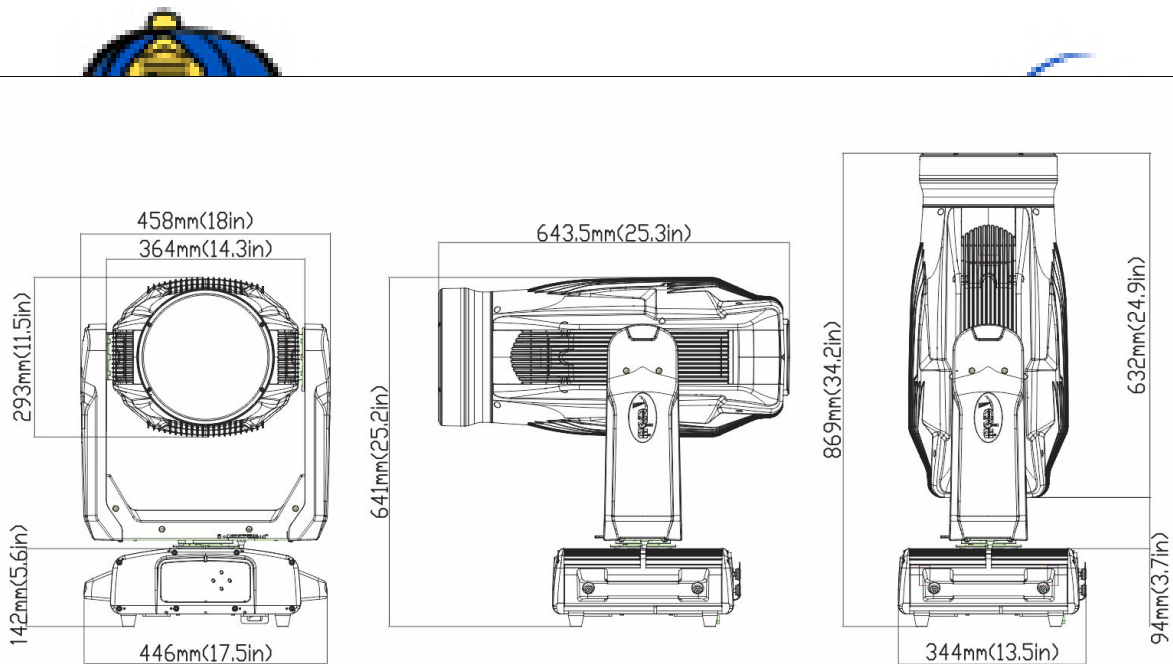
Colours/ Gobos

COLOR WHEEL: 

ROTATING GOBO WHEEL: 

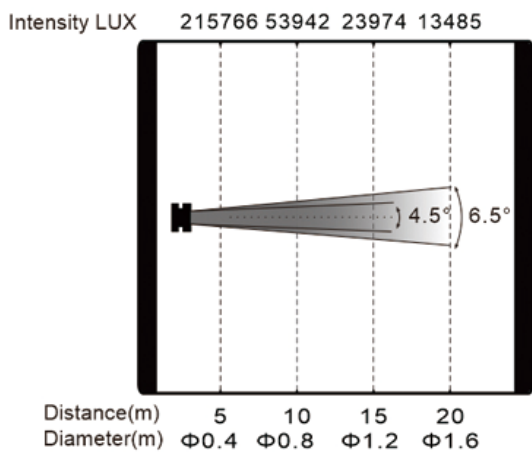
ANIMATION WHEEL: 

Dimensions

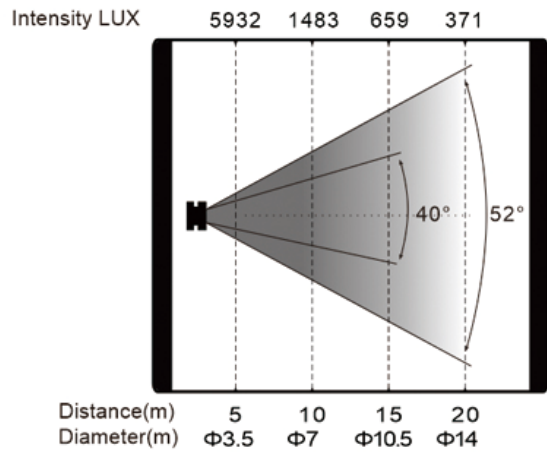


Photometrics

Min.Beam angle (4.5°)
Min.Field angle (6.5°)



Max.Beam angle (40°)
Max.Field angle (52°)



Errors and omissions are possible. All specifications are subject for change without prior notice.